






Central Park East I Elementary School

1573 Madison Avenue ♦ New York, NY ♦ 10029 ♦ 212.860.5821 ♦ www.cpe1.nyc ♦ Gabriel Feldberg, Principal

Dear families,

Today, your child took home a Distance Learning Daily Schedule to plan and keep track of her/his daily activities on the days that we are doing our school work remotely. It consists of a chart with twelve boxes, a Ziploc bag and 12 activity cards with velcro circles to attach the cards to the chart.



Every day in school, we prepare a daily schedule of the activities we will be doing so that children know what to expect and learn to keep track of their own time and work. This Distance Learning Daily Schedule is designed as a hands-on tool to build on the work we do in school in order to strengthen your child's independence and responsibility for her/his own work at home.

We have practiced using the Distance Learning Daily Schedule in school and your children are very excited to use it at home. Please work with your child to find an accessible and safe location for the Distance Learning Daily Schedule in your home. Every morning before school, discuss it with your child and support her/him in preparing it. Over time, your child should be preparing the Schedule with increasing independence. We will review the children's Distance Learning Daily Schedules during our Morning Meetings on Google Meets to support them in figuring it out on their own and internalizing the activities of their school days at home.

Marilyn, Patricia, Daje & Hansel

[Activity Cards template on next page]

[Template below for teachers to download, print and laminate. The chart with twelve boxes at top is printed on legal-sized paper (11"x14") and laminated. Velcro circles are attached to the activity boxes and the chart after laminating.]

